




40v<sub>max</sub>

	DC40RA	DC40RC
BL4040 4.0Ah	45	67
*1 BL4040F 4.0Ah	45	67
*1 BL4050F 5.0Ah	50	85
*1 BL4080F 8.0Ah	76	170



TW009G: - / TW010G: 163 mm (6-3/8")  
 3,150 N·m (2,323 ft.lbs.)  
 4,000 N·m (2,950 ft.lbs.)  
 : M27 - M45 (1-1/8 - 1-7/8")  
 : M20 - M33 (3/4 - 1-3/8")  
 / / / : 0 - 1,200 / 0 - 850 / 0 - 700 / 0 - 600 min<sup>-1</sup>  
 / / / : 0 - 1,750 / 0 - 1,500 / 0 - 1,300 / 0 - 1,200  
 TW009G: BL4050F: 435 x 135 x 297 mm  
 TW010G: BL4050F: 570 x 135 x 297 mm  
 TW009G: 11.0 - 11.9 kg (24.3 - 26.2 lbs.)  
 TW010G: 12.0 - 12.9 kg (26.5 - 28.4 lbs.)  
 BL4040F - BL4080F




1" (25.4 mm)

3,150 N·m

4,000 N·m


TW009G



TW010G ( )



LED



360°

